

### MONDAY



### TUESDAY




### WEDNESDAY



### THURSDAY



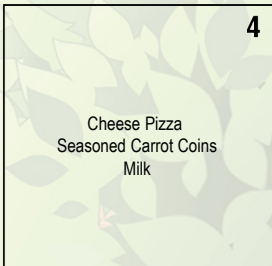
### FRIDAY



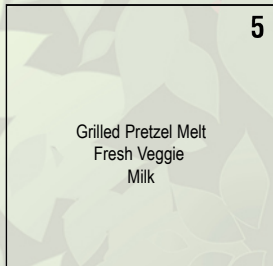
1

MENU SUBJECT TO CHANGE

4



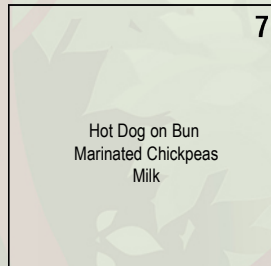
5




6



7




8



MENU SUBJECT TO CHANGE

11



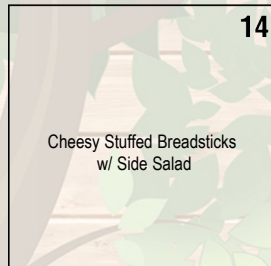
12



13



14



15



MENU SUBJECT TO CHANGE

18




19




20



21




22




HAPPY HOLIDAYS! HAVE A GREAT WINTER BREAK!



26



28



## Supporting Achievement

Students achieve their best when they are attentive and ready to learn. If children are tired, hungry or uncomfortable, it makes learning more difficult. We can all help support the achievement process by remembering some basic numbers: 5,4,3,2,1 + 8. These numbers represent the basic essentials that are needed to support student achievement in the classroom. The numbers refer to: 5 servings of fruits and vegetables, 4 glasses of water, 3 good laughs, no more than 2 hours of screen time, 1 hour of physical activity and 8 hours (or more) of sleep.

The proper combination of good nutrition, hydration, physical activity and sleep, coupled with a dose of laughter, is powerful.

Kicking off the day with a healthy breakfast that includes fruits is a perfect start to consuming 5 servings of fruits and vegetables daily. In addition, substituting water with flavor-infused fruit instead of soda or other sweetened beverages not only offers another fun way to add fruit to the diet, but it also supports hydration. Being physically active every day helps relieve stress, improve concentration and boost energy levels, thus improving focus in the classroom. Finally, anything less than 8 hours of sleep can cause children, and adults, to be less attentive throughout the day, retain less information and struggle to learn as compared to others who get the proper amount of sleep each night. Remember the 5, 4, 3, 2, 1 + 8 rule to help make student health and achievement part of your family's routine.



Sodexo is committed to promoting healthier food choices and encourages students and families to use the USDA MyPlate to build healthy and balanced meals.

[www.liftoffsplyground.com](http://www.liftoffsplyground.com)

## The Power of Sleep

Today, an overwhelming majority of students are not getting enough sleep. This lack of sleep is a serious problem and can negatively impact learning. Students come to school early, spend hours in the classroom listening and taking tests, then run off to practices and play dates and then come home to be faced with homework or chores. While their days may not sound as stressful as adults, it's a busy schedule for people their age, so adequate sleep is essential to help them prepare to be their best every day. The amount of sleep a child needs varies depending on the individual and certain factors, including the age of the child. Following are some general guidelines:

### **3-6 Years Old:** 10 - 12 hours per day

Children at this age typically go to bed between 7 and 9 p.m. and wake up around 6 and 8 a.m., just as they did when they were younger. At 3, most children are still napping, while at 5, most are not. Naps gradually become shorter as well. New sleep problems do not usually develop after 3 years of age.

### **7-12 Years Old:** 10 - 11 hours per day

At these ages, with social, school, and family activities, bedtimes gradually become later and later, with most 12-years-olds going to bed at about 9 p.m. There is still a wide range of bedtimes, from 7:30 to 10 p.m., as well as total sleep times, from 9 to 12 hours, although the average is only about 9 hours.

### **12-18 Years Old:** 8 - 9 hours per day

Sleep needs remain just as vital to health and well-being for teenagers as when they were younger. It turns out that many teenagers actually may need more sleep than in previous years.

Not only is the number of hours important to student wellbeing, but so is the quality of sleep. Talk to your children about how well they are sleeping. It's an important and simple thing that can be adjusted to help support their overall achievement.

Source: **WebMD Feature: "How Much Sleep Do Children Need?"**

*Our foodservice facility prepares and serves some products which may contain ingredients identified as food allergens. For more information on food allergies, go to <http://www.foodallergy.org/>.*

## Fresh Pick Recipe

### APPLE AND CARROT SAUTÉ

- 1 ½ Tbsp olive oil
- ¼ c onion (small dice)
- ½ c celery (sliced thin)
- 2 c carrots (1" slices)
- 1 c plus 2 Tbsp water (divided)
- 1 ½ c apples (unpeeled/tart/large dice)
- 1 Tbsp honey
- 2 Tbsp orange juice
- 1 Tbsp cornstarch
- salt and pepper to taste
- 2 Tbsp parsley (sliced)

1. Prepare ingredients as directed.
2. In medium saucepan sauté onions and celery in the olive oil for 2 minutes until tender.
3. Add 1 C water and the carrots to the pan and simmer until carrots are crisp but tender.
4. Drain any remaining water. Add apples, honey and orange juice to the carrots and sauté for 5 minutes.
5. Combine the cornstarch with the remaining 2 T water and add to the pan.
6. Add salt and pepper to taste.
7. Bring to a medium boil and then simmer for 2 minutes. Garnish with parsley and serve.

## Supporting Achievement

Students achieve their best when they are attentive and ready to learn. If children are tired, hungry or uncomfortable, it makes learning more difficult. We can all help support the achievement process by remembering some basic numbers: 5,4,3,2,1 + 8. These numbers represent the basic essentials that are needed to support student achievement in the classroom. The numbers refer to: 5 servings of fruits and vegetables, 4 glasses of water, 3 good laughs, no more than 2 hours of screen time, 1 hour of physical activity and 8 hours (or more) of sleep.

The proper combination of good nutrition, hydration, physical activity and sleep, coupled with a dose of laughter, is powerful.

Kicking off the day with a healthy breakfast that includes fruits is a perfect start to consuming 5 servings of fruits and vegetables daily. In addition, substituting water with flavor-infused fruit instead of soda or other sweetened beverages not only offers another fun way to add fruit to the diet, but it also supports hydration. Being physically active every day helps relieve stress, improve concentration and boost energy levels, thus improving focus in the classroom. Finally, anything less than 8 hours of sleep can cause children, and adults, to be less attentive throughout the day, retain less information and struggle to learn as compared to others who get the proper amount of sleep each night. Remember the 5, 4, 3, 2, 1 + 8 rule to help make student health and achievement part of your family's routine.



Sodexo is committed to promoting healthier food choices and encourages students and families to use the USDA MyPlate to build healthy and balanced meals.

[www.liftoffsplayground.com](http://www.liftoffsplayground.com)

### *Fresh Pick Recipe*

#### APPLE AND CARROT SAUTÉ

- 1 ½ Tbsp olive oil
- ¼ c onion (small dice)
- ½ c celery (sliced thin)
- 2 c carrots (1" slices)
- 1 c plus 2 Tbsp water (divided)
- 1 ½ c apples (unpeeled/tart/large dice)
- 1 Tbsp honey
- 2 Tbsp orange juice
- 1 Tbsp cornstarch
- salt and pepper to taste
- 2 Tbsp parsley (sliced)

1. Prepare ingredients as directed.
2. In medium saucepan sauté onions and celery in the olive oil for 2 minutes until tender.
3. Add 1 C water and the carrots to the pan and simmer until carrots are crisp but tender.
4. Drain any remaining water. Add apples, honey and orange juice to the carrots and sauté for 5 minutes.
5. Combine the cornstarch with the remaining 2 T water and add to the pan.
6. Add salt and pepper to taste.
7. Bring to a medium boil and then simmer for 2 minutes. Garnish with parsley and serve.

## Supporting Achievement

Students achieve their best when they are attentive and ready to learn. If children are tired, hungry or uncomfortable, it makes learning more difficult. We can all help support the achievement process by remembering some basic numbers: 5,4,3,2,1 + 8. These numbers represent the basic essentials that are needed to support student achievement in the classroom. The numbers refer to: 5 servings of fruits and vegetables, 4 glasses of water, 3 good laughs, no more than 2 hours of screen time, 1 hour of physical activity and 8 hours (or more) of sleep.

The proper combination of good nutrition, hydration, physical activity and sleep, coupled with a dose of laughter, is powerful.

Kicking off the day with a healthy breakfast that includes fruits is a perfect start to consuming 5 servings of fruits and vegetables daily. In addition, substituting water with flavor-infused fruit instead of soda or other sweetened beverages not only offers another fun way to add fruit to the diet, but it also supports hydration. Being physically active every day helps relieve stress, improve concentration and boost energy levels, thus improving focus in the classroom. Finally, anything less than 8 hours of sleep can cause children, and adults, to be less attentive throughout the day, retain less information and struggle to learn as compared to others who get the proper amount of sleep each night. Remember the 5, 4, 3, 2, 1 + 8 rule to help make student health and achievement part of your family's routine.



Sodexo is committed to promoting healthier food choices and encourages students and families to use the USDA MyPlate to build healthy and balanced meals.

[www.liftoffsplayground.com](http://www.liftoffsplayground.com)

### *Fresh Pick Recipe*

#### APPLE AND CARROT SAUTÉ

- 1 ½ Tbsp olive oil
- ¼ c onion (small dice)
- ½ c celery (sliced thin)
- 2 c carrots (1" slices)
- 1 c plus 2 Tbsp water (divided)
- 1 ½ c apples (unpeeled/tart/large dice)
- 1 Tbsp honey
- 2 Tbsp orange juice
- 1 Tbsp cornstarch
- salt and pepper to taste
- 2 Tbsp parsley (sliced)

1. Prepare ingredients as directed.
2. In medium saucepan sauté onions and celery in the olive oil for 2 minutes until tender.
3. Add 1 C water and the carrots to the pan and simmer until carrots are crisp but tender.
4. Drain any remaining water. Add apples, honey and orange juice to the carrots and sauté for 5 minutes.
5. Combine the cornstarch with the remaining 2 T water and add to the pan.
6. Add salt and pepper to taste.
7. Bring to a medium boil and then simmer for 2 minutes. Garnish with parsley and serve.

## Supporting Achievement

Students achieve their best when they are attentive and ready to learn. If children are tired, hungry or uncomfortable, it makes learning more difficult. We can all help support the achievement process by remembering some basic numbers: 5,4,3,2,1 + 8. These numbers represent the basic essentials that are needed to support student achievement in the classroom. The numbers refer to: 5 servings of fruits and vegetables, 4 glasses of water, 3 good laughs, no more than 2 hours of screen time, 1 hour of physical activity and 8 hours (or more) of sleep.

The proper combination of good nutrition, hydration, physical activity and sleep, coupled with a dose of laughter, is powerful.

Kicking off the day with a healthy breakfast that includes fruits is a perfect start to consuming 5 servings of fruits and vegetables daily. In addition, substituting water with flavor-infused fruit instead of soda or other sweetened beverages not only offers another fun way to add fruit to the diet, but it also supports hydration. Being physically active every day helps relieve stress, improve concentration and boost energy levels, thus improving focus in the classroom. Finally, anything less than 8 hours of sleep can cause children, and adults, to be less attentive throughout the day, retain less information and struggle to learn as compared to others who get the proper amount of sleep each night. Remember the 5, 4, 3, 2, 1 + 8 rule to help make student health and achievement part of your family's routine.



Sodexo is committed to promoting healthier food choices and encourages students and families to use the USDA MyPlate to build healthy and balanced meals.

[www.liftoffsplayground.com](http://www.liftoffsplayground.com)

### BREAKFAST MENU

MONDAY	TUESDAY	WEDNESDAY	THURSDAY	FRIDAY

### Fresh Pick Recipe

#### APPLE AND CARROT SAUTÉ

- 1 ½ Tbsp olive oil
- ¼ c onion (small dice)
- ½ c celery (sliced thin)
- 2 c carrots (1" slices)
- 1 c plus 2 Tbsp water (divided)
- 1 ½ c apples (unpeeled/tart/large dice)
- 1 Tbsp honey
- 2 Tbsp orange juice
- 1 Tbsp cornstarch
- salt and pepper to taste
- 2 Tbsp parsley (sliced)

1. Prepare ingredients as directed.
2. In medium saucepan sauté onions and celery in the olive oil for 2 minutes until tender.
3. Add 1 C water and the carrots to the pan and simmer until carrots are crisp but tender.
4. Drain any remaining water. Add apples, honey and orange juice to the carrots and sauté for 5 minutes.
5. Combine the cornstarch with the remaining 2 T water and add to the pan.
6. Add salt and pepper to taste.
7. Bring to a medium boil and then simmer for 2 minutes. Garnish with parsley and serve.